

Section U Hose and Cable Protection Systems



SECTION
109
NO
SMOKING

Index

Product	Page
Features and Benefits	U-2
AccessTrak® System	U-3
TrukTrak® System	U-4
TredTrak® System	U-5
FloorTrak® System	U-6

Features and Benefits




AccessTrak® System



TrukTrak® and TredTrak® Systems



FloorTrak® System






The AccessTrak® ramping system is a modular cable protection product that enables users to be ADAAG (American Disabilities Act Accessibility Guidelines) compliant and limits the exposure of cables and hoses to people and light vehicles passing over those cables and hoses. AccessTrak is an expandable five channel system that will protect cable and hose diameters up to 1.31 inches (33.0mm). For applications requiring more than five channels, AccessTrak can be expanded by width. In addition, AccessTrak is expandable by length to protect cables and hoses of any length. The AccessTrak ramping system provides a safe, flexible means of protecting cables and hoses in areas requiring ADA compliance.



Hubbell TrukTrak® and TredTrak® non-metallic cable protectors are designed to safeguard electrical cables and cords from vehicle and pedestrian traffic. The TrukTrak system comes in two, three and five channel sizes and will protect cables up to 3.25 inches (82.6mm) in diameter. It is ideal for the industrial environment where it is necessary to support heavy trucks and fork lifts. The TredTrak system is a five channel modular cable protection system that will protect cable diameters up to 1.28 inches (32.5mm). It is designed to support pedestrian and light vehicle traffic in public, institutional and commercial applications.



It can also be interconnected to protect cables and cords of any length. The Hubbell modular cable protection line also permits compliance with NEC® requirements (Article 525) for insulating electrical cables and cord at carnivals, amusement parks, convention centers and similar public areas.




FloorTrak® is a flexible, non-metallic cover for cables that run over the floor when portable cords and cables cannot be concealed or routed away from traffic patterns. FloorTrak protects, organizes and reduces trip hazards. Four different sizes mean it will handle cables of up to 1.25 inches (31.8mm) in diameter. FT2, FT3 and FT4 are available in five PVC colors to blend with the various decors. FT10 is available in black and yellow colors only. The F10 Heavy Duty FloorTrak is ideal for applications such as industrial work areas, food processing plants and abusive areas where cable management is necessary.

NEC® is a registered trademark of the The National Electrical Code.



AccessTrak Expanded by Length



AccessTrak Expanded by Width

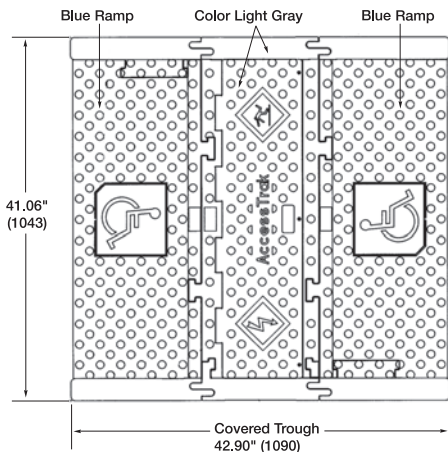
AccessTrak® System

Description	Length in. (mm)	Height in. (mm)	Width in. (mm)	Channel Width in. (mm)	Channel Height in. (mm)	Weight lbs. (kg)	Catalog Number
5 Channel AccessTrak® kit*, blue and gray.	41.06" (1043.0)	4.00" (102.0)	42.90" (1090.0)	1.34" (34.0)	1.31" (33.0)	73.65 (33.41)	HBLAT5KITA
5 Channel AccessTrak® trough, blue and gray.	36.00" (914.0)	1.94" (49.0)	13.34" (339.0)	1.34" (34.0)	1.31" (33.0)	22.35 (10.14)	HBLAT5A
AccessTrak® trough end rails (set), gray.	2.50" (63.0)	4.00" (102.0)	13.28" (337.0)	—	—	6.95 (3.15)	HBLAT5ERA
AccessTrak® ramps (set), blue.	36.00" (914.0)	1.94" (49.0)	14.50" (368.0)	—	—	29.90 (13.56)	HBLAT5RAMPA
AccessTrak® ramp end rails (set), gray.	2.50" (63.5)	4.00" (102.0)	14.75" (375.0)	—	—	8.05 (3.65)	HBLAT5RAMPERA

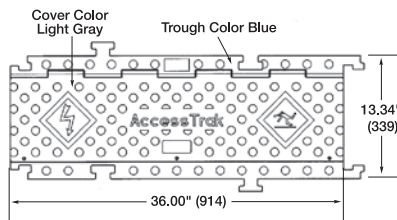
Note: *Consists of (1) HBLAT5A; (1 set) HBLAT5ERA; (1 set) HBLAT5RAMPA; (2 sets) HBLAT5RAMPERA.

Assembled Kit


Accessibility label, blue symbol, white background



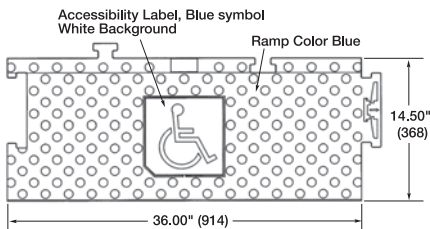
Trough



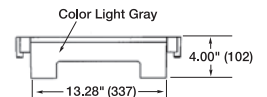
Trough (side view)



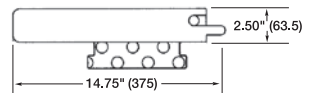
Ramp (top view)



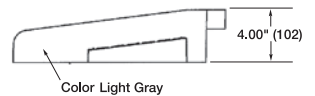
Trough End Rails (side view)



Ramp End Rails (top view)



Ramp End Rails (side view)



Ramp (side view)




Specifications

Material	Polyurethane.
Operating Temperature	-40°F to +120°F (-40°C to +49°C).
Hinge Material	Reinforced fiberglass.
Safety Symbols	Per ANSI Z535.3-1991.
ADA Symbols	Per ADAAG "Symbols of Accessibility"

Load Capacity

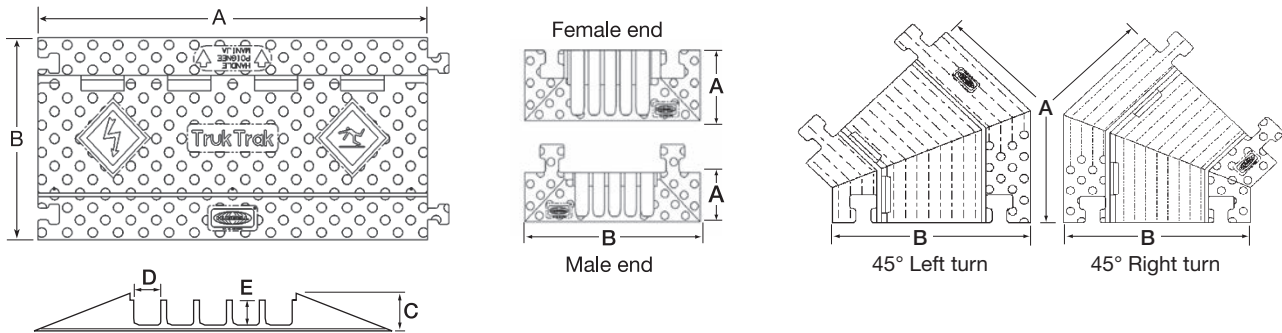
Test Fixture Footprint Inches (mm)	Measured Load lbs. (N) +/- 20%	
	70°F (21°C)	120°F (49°C)
7" x 7" (178 x 178)	10,000 (44,480)	8,000 (35,584)

Dimensions in Inches (mm)



TrukTrak® System

Description	A Length in. (mm)	B Width in. (mm)	C Height in. (mm)	Channel		Weight lbs. (kg)	Catalog Number
				D Width in. (mm)	E Height in. (mm)		
5 Channel TrukTrak®, blue and yellow.	36.0" (914)	20" (508)	2.31" (58.7)	1.25" (31.8)	1.25" (31.8)	30.60 (13.9)	HBLTT5B
5 Channel TrukTrak® end caps (pair only), yellow.	7.50" (190)	20" (508)	2.31" (58.7)	1.25" (31.8)	1.25" (31.8)	8.55 (3.9)	HBLTT5ECB (Female end)
	5.25" (133)	20" (508)	2.31" (58.7)	1.25" (31.8)	1.25" (31.8)	8.55 (3.9)	(Male end)
5 Channel 45° right turn TrukTrak®, blue and yellow.	25.0" (635)	20" (508)	2.31" (58.7)	1.25" (31.8)	1.25" (31.8)	15.35 (7.0)	HBLTT545RB
5 Channel 45° left turn TrukTrak®, blue and yellow.	25.0" (635)	20" (508)	2.31" (58.7)	1.25" (31.8)	1.25" (31.8)	14.45 (6.6)	HBLTT545LB
3 Channel TrukTrak®, blue and yellow.	36.0" (914)	20" (508)	3.05" (77.5)	2.25" (57.2)	2.25" (57.2)	30.85 (14.0)	HBLTT3B
3 Channel TrukTrak® end caps (pair only), yellow.	8.25" (209)	20" (508)	3.05" (77.5)	2.25" (57.2)	2.25" (57.2)	10.25 (4.6)	HBLTT3ECB (Female end)
	6.38" (162)	20" (508)	3.05" (77.5)	2.25" (57.2)	2.25" (57.2)	10.25 (4.6)	(Male end)
2 Channel TrukTrak®, blue and yellow.	36.0" (914)	22" (559)	4.13" (104.9)	3.25" (82.6)	3.25" (82.6)	41.00 (18.6)	HBLTT2B



Features

- High density polyurethane construction.
- Modular interlocking design.
- Safety surface pattern.
- Safety blue and yellow colors.

Benefits

- Supports heavy loads and is weather resistant.
- Easy installation, breakdown and storage.
- Reduces slipping and skidding.
- High visibility.


Specifications

Material	Polyurethane.
Operating Temperature	-40°F to +120°F (-40°C to +49°C).
Hinge Material	Reinforced fiberglass.
Safety Symbols	Per ANSI Z535.3.

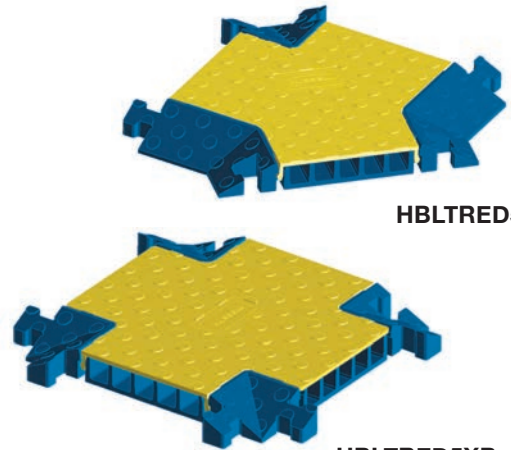
Load Capacity

No. of Channels	Test Fixture Footprint Inches (mm)	Measured Load lbs. (N) +/- 20%	
		70°F (21°C)	120°F (49°C)
5	6.9" x 17.3" (175 X 439)	20,150 (89,627)	9,200 (40,921)
3	6.9" x 17.3" (175 X 439)	14,210 (63,206)	4,653 (20,696)
2	6.9" x 17.3" (175 X 439)	10,880 (48,394)	2,095 (9,318)

Dimensions in Inches (mm)



HBLTRED5B

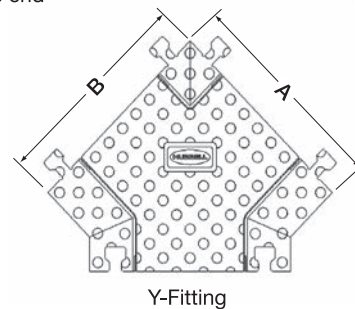
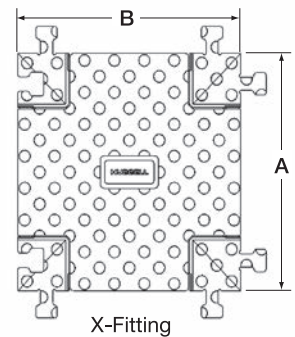
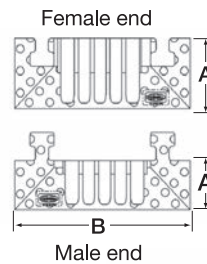
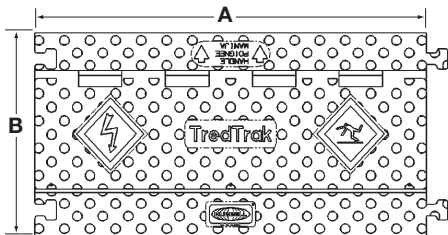


HBLTRED5YB

HBLTRED5XB

TredTrak® System

Description	A	B	C	Channel		Weight lbs. (kg)	Catalog Number
	Length in. (mm)	Width in. (mm)	Height in. (mm)	Width in. (mm)	Height in. (mm)		
5 Channel TredTrak®, blue and yellow.	36.0" (914)	17.5" (445)	1.95" (50)	1.30" (33)	1.30" (33)	21.15 (9.6)	HBLTRED5B
5 Channel TredTrak® end caps (pair only), yellow.	5.5" (139)	17.5" (445)	1.95" (50)	1.30" (33)	1.30" (33)	6.40 (2.9)	HBLTRED5ECB (Female end)
	5.5" (139)	17.5" (445)	1.95" (50)	1.30" (33)	1.30" (33)	6.40 (2.9)	(Male end)
5 Channel TredTrak® female end caps (2 females), yellow.	5.5" (139)	17.5" (445)	1.95" (50)	1.30" (33)	1.30" (33)	6.40 (2.9)	HBLTRED5ECFB
5 Channel "X" fitting, blue and yellow.	17.5" (445)	17.5" (445)	1.95" (50)	1.30" (33)	1.30" (33)	14.25 (6.5)	HBLTRED5XB
5 Channel "Y" fitting, blue and yellow.	17.5" (445)	17.5" (445)	1.95" (50)	1.30" (33)	1.30" (33)	13.95 (6.3)	HBLTRED5YB



Specifications

Material	Polyurethane.
Operating Temperature	-40°F to +120°F (-40°C to +49°C).
Hinge Material	Reinforced fiberglass.
Safety Symbols	Per ANSI Z535.3.

Load Capacity

Product	Test Fixture Footprint Inches (mm)	Measured Load lbs. (N) +/- 20%	
		70°F (21°C)	120°F (49°C)
TredTrak	6.9" x 17.3" (175 X 439)	10,500 (46,700)	6,500 (28,900)
"X" Fitting	6.9" x 17.3" (175 X 439)	2,900 (12,900)	2,300 (10,230)
"Y" Fitting	6.9" x 17.3" (175 X 439)	2,900 (12,900)	2,300 (10,230)

Dimensions in Inches (mm)



FT2BK10

FT3BK5

FT4BK5

FT10BK5

FloorTrak® 2

Color	Length Feet (meters)	Catalog Number
Black	10.0' (3.05)	FT2BK10
Brown	10.0' (3.05)	FT2BR10
Beige	10.0' (3.05)	FT2BG10
Gray	10.0' (3.05)	FT2GY10
Yellow	10.0' (3.05)	FT2Y10

FloorTrak® 4

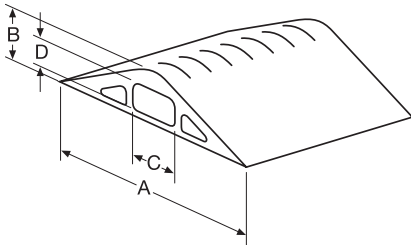
Color	Length Feet (meters)	Catalog Number
Black	5.0' (1.52)	FT4BK5
Black	25.0' (7.62)	FT4BK25
Gray	25.0' (7.62)	FT4GY25
Yellow	5.0' (1.52)	FT4Y5
Yellow	25.0' (7.62)	FT4Y25

FloorTrak® 3

Color	Length Feet (meters)	Catalog Number
Black	5.0' (1.52)	FT3BK5
Black	25.0' (7.62)	FT3BK25
Brown	5.0' (1.52)	FT3BR5
Brown	25.0' (7.62)	FT3BR25
Beige	5.0' (1.52)	FT3BG5
Beige	25.0' (7.62)	FT3BG25
Gray	5.0' (1.52)	FT3GY5
Gray	25.0' (7.62)	FT3GY25
Yellow	5.0' (1.52)	FT3Y5
Yellow	25.0' (7.62)	FT3Y25

FloorTrak® 10 (Heavy Duty)

Color	Length Feet (meters)	Catalog Number
Black	3.0' (.914)	FT10BK3
Black	5.0' (1.52)	FT10BK5
Yellow	3.0' (.914)	FT10Y3
Yellow	5.0' (1.52)	FT10Y5



Dimensions

FloorTrak®	FT2 inches (mm)	FT3 inches (mm)	FT4 inches (mm)	FT10 (Heavy Duty) inches (mm)
Width (A)	2.75" (69.9)	3.00" (76.2)	3.25" (82.6)	5.6" (142.24)
Height (B)	.53" (13.5)	.75" (19.1)	1.10" (27.9)	1.7" (43.18)
Center Hole (Cx D)	.60" x .31" (15.2) x (7.9)	.75" x .50" (19.1) x (12.7)	1.21" x .75" (30.7) x (19.1)	1.81" x 1.25" (45.98 x 31.75)

Accessories



Description	Catalog Number
1" Wide, 75' Roll Double-Sided Adhesive Tape.	FTT1
2" Wide, 75' Roll Double-Sided Adhesive Tape.	FTT2

Specifications

Material	Rigid PVC.
Operating Temperature	0°F to +120°F (-18°C to +49°C).

Dimensions in Inches (mm)